













Figura 4. TABBY

TABBY Tongue Assessment Tool

	0	1	2	SCORE
What does the tongue-tip look like?				
Where it is fixed to the gum?				
How high can it lift (wide open mouth)?				
How far can it stick out?				

© University of Bristol Design and Illustration: Hanna Oakes | oakshed.co.uk

Ingram, J., Copeland, M., Johnson, D. et al. The development and evaluation of a picture tongue assessment tool for tongue-tie in breastfed babies (TABBY). *Int Breastfeed J* 14, 31 (2019). <https://doi.org/10.1186/s13006-019-0224-y>